





The Airshrink marking system is available in either Print and Wrap or Write and Wrap option. The simplicity and versatility of this Airshrink Marking System makes it ideal for wire marking in dense wiring situations where a large amount of information needs to be recorded. Benefits of these marking systems include:

- Accuracy
- Efficient Manpower Utilisation
- Space utilisation
- Uniformity
- Local Manufacture

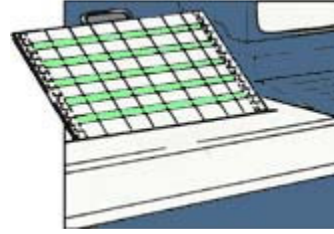
<p>Either write directly onto the label with a marking pen OR</p>	<p>Type onto the label with any typewriter OR</p>	<p>Print out the labels on a standard computer printer</p>
<p>1. Actual size of the labels showing clear section and the chartreuse portion on which the information is printed.</p>	<p>2. Remove self-adhesive label from backing paper. Spacing between labels facilitates easy removal.</p>	<p>3. Place label directly onto cable or rotateable inner straw. The clear self-laminating section is wrapped around the cable, forming a see-through protective layer over the print.</p>



Either write directly onto the label with a marking pen OR



Type onto the label with any typewriter OR



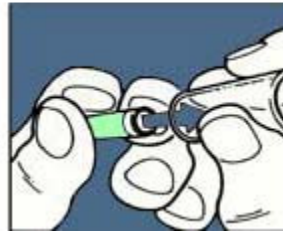
Print out the labels on a standard computer printer



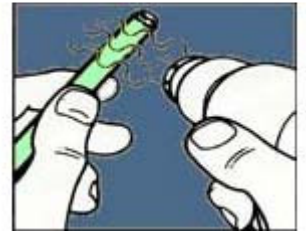
1. Perforations allow the label to be easily peeled off the backing paper.



2. The self-adhesive strip is rolled onto the inner rotateable straw.



3. A piece of clear Heatshrink is cut to length and slipped over the label.



4. The Heatshrink is shrunk down, providing a clear protective sheath over the typed label.